



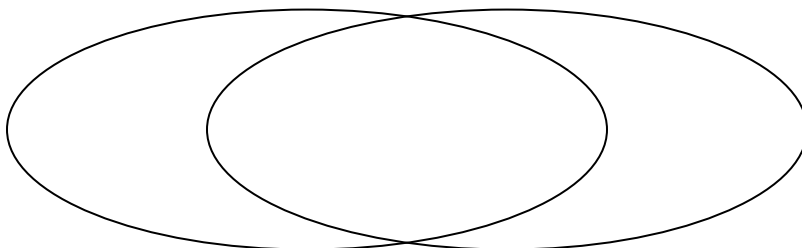
Solve each problem.

- 1) The table below shows the information on several pizza places. Use the chart to fill in the Venn Diagram.

	Za Pizza	John's Pizza	Oven Baked	Italy's Best	Luigi's Pizza	Pizza Bros
Price	Expensive	Cheap	Cheap	Cheap	Expensive	Expensive
Quality	Low	High	High	High	High	Low

Expensive

High Quality

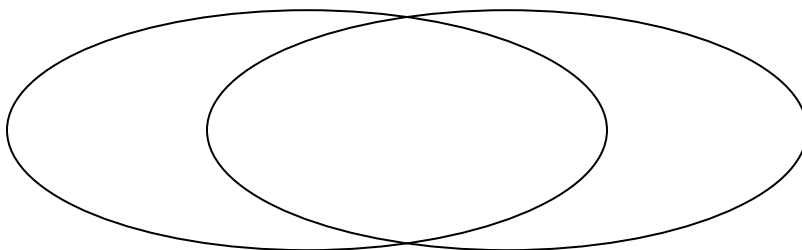


- 2) The table below shows the physical traits of several pets in a pet shelter. Use the chart to fill in the Venn Diagram.

	Coco	Emily	Bubbles	Sparkles	Alfus	Fluffy
Fur Color	Brown	Brown	Gray	Gray	Gray	Gray
Fur Length	Short	Short	Short	Short	Long	Short

Gray Fur

Short Hair

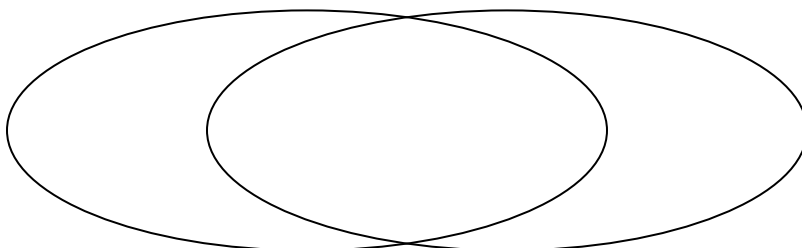


- 3) The table below shows the attributes of several types of candy. Use the chart to fill in the Venn Diagram.

	Fidgies	Googlies	Ribbles	Yum-Yums	Dubbles	Banonza
Color	Mixed	Mixed	Uniform	Mixed	Mixed	Mixed
Type	Hard	Hard	Hard	Soft	Hard	Soft

Mixed Color

Hard Candy

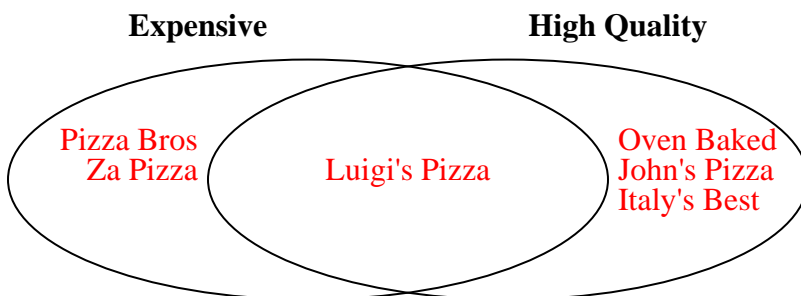




Solve each problem.

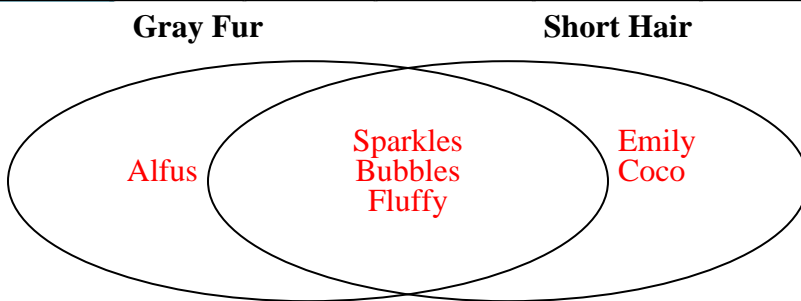
- 1) The table below shows the information on several pizza places. Use the chart to fill in the Venn Diagram.

	Za Pizza	John's Pizza	Oven Baked	Italy's Best	Luigi's Pizza	Pizza Bros
Price	Expensive	Cheap	Cheap	Cheap	Expensive	Expensive
Quality	Low	High	High	High	High	Low



- 2) The table below shows the physical traits of several pets in a pet shelter. Use the chart to fill in the Venn Diagram.

	Coco	Emily	Bubbles	Sparkles	Alfus	Fluffy
Fur Color	Brown	Brown	Gray	Gray	Gray	Gray
Fur Length	Short	Short	Short	Short	Long	Short



- 3) The table below shows the attributes of several types of candy. Use the chart to fill in the Venn Diagram.

	Fidgies	Googlies	Ribbles	Yum-Yums	Dubbles	Banonza
Color	Mixed	Mixed	Uniform	Mixed	Mixed	Mixed
Type	Hard	Hard	Hard	Soft	Hard	Soft

